

Show report 2025



**Quantum
Effects**

Fachmesse und Konferenz
für Quantentechnologien



Statistics

This year **2,500 interested participants** gathered at the Quantum Effects conference to learn about the latest trends in various aspects of quantum research.

Participants



Gross area m²



Net-space m²



Visitor survey - Internationality

7 % of the visitors came from abroad to Quantum Effects, among from 26 different countries.

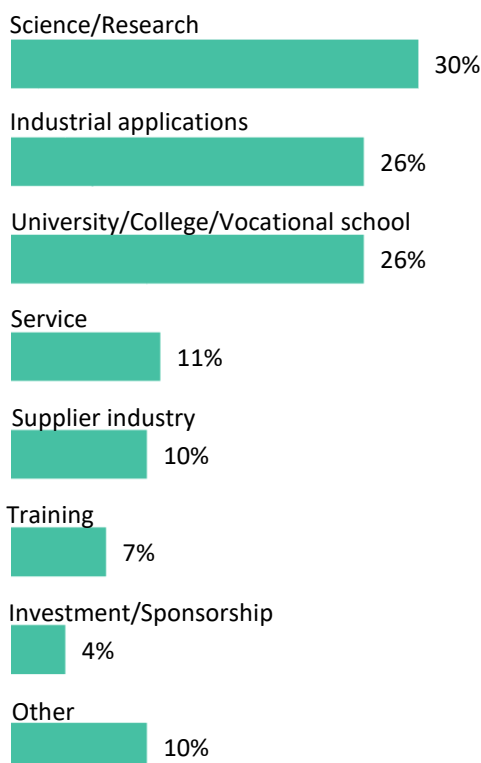
The TOP 5 visitor countries:

- France
- Switzerland
- Brasil
- Austria
- Great Britain

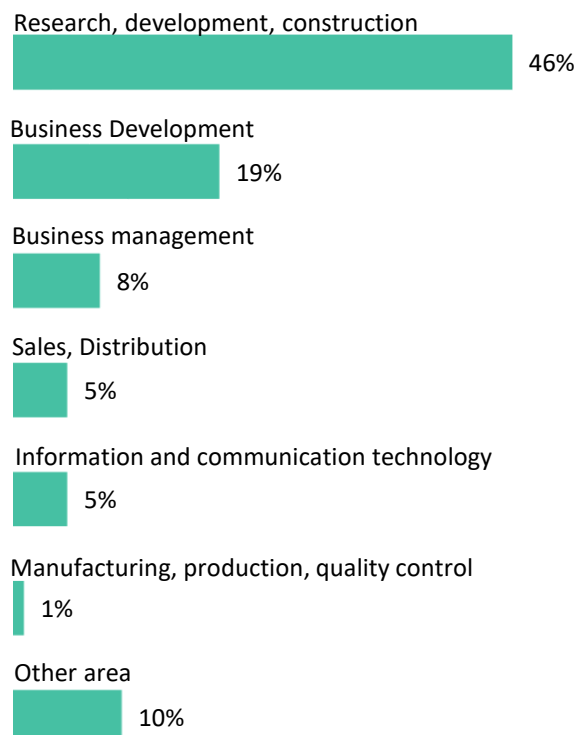


Visitor survey – Industries & job field*

Branches of industry



Area of responsibility

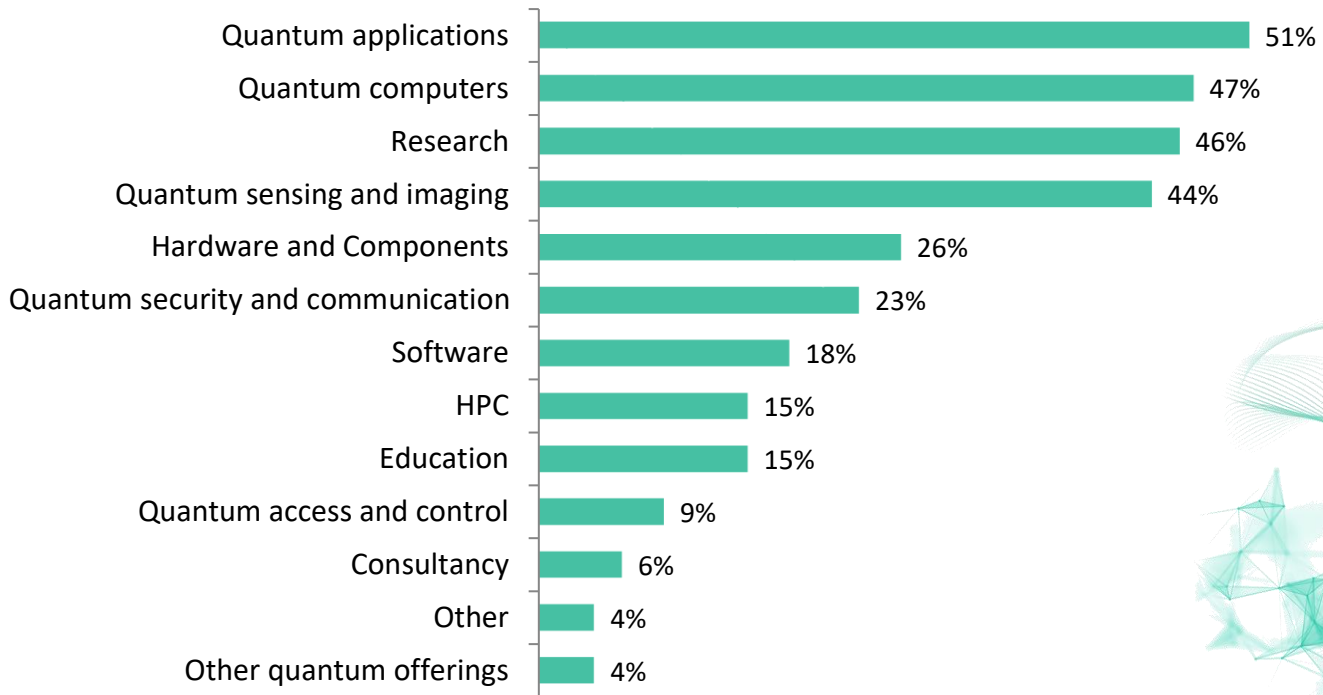


*Mentions of 4% or more are shown
Multiple entries possible

The representative survey includes a sample of 150 respondents.



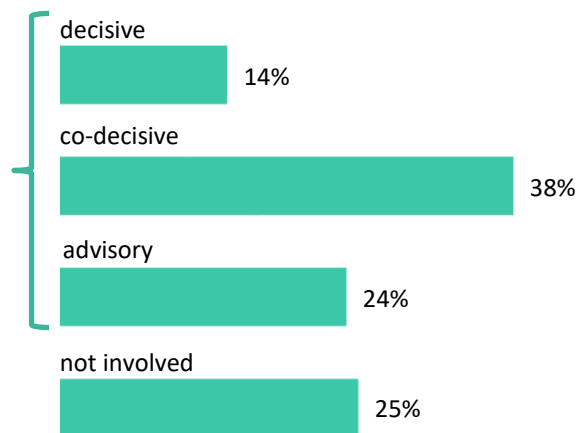
Visitor survey – Interest in offerings*



* Multiple entries possible


Visitor survey – Decision-making authority

75 % of the visitors are involved in their company's investment decisions.



Visitor survey – Intent to revisit

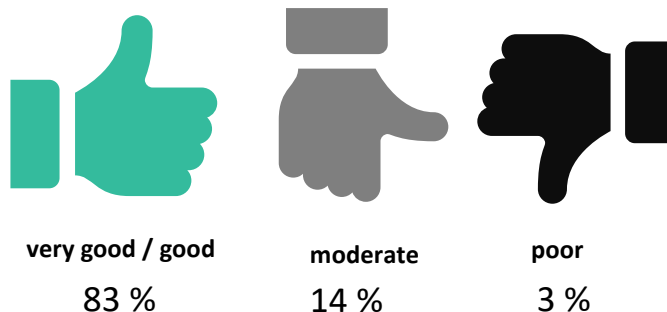
Quantum Effects is already on the calendar: 94 % of the visitors want to be there again next year.





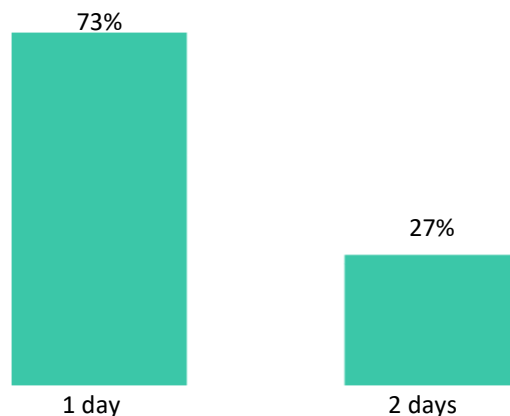
Visitor survey – Overall assessment

The visitors give Quantum Effects an overall rating of **2.0**.



Visitor survey – Duration of stay

The average length of stay at the fair is **4.1 hours**. More than a quarter of the visitors attend Quantum Effects on both days.



Visitor survey – Significance of Quantum Effects for the industry

59 % of the visitors expect the importance of the Quantum Effects to increase in the future.

